

Sales Report

Parcel Information	Neighborhood/ Property Class	Sale Date	Sale Amount	Sales/Sqft	Model Name	Bldg. Sqft. / Year Built	Photo
09-06-431-014 5406 E WONDER LAKE RD WONDER LAKE, IL 60097	WL2 0060 Commercial	** 10/28/2019	\$165,000	\$101.85	LAUNDRY MAT	1,620 1955	
09-07-458-049 7508 HANCOCK DR WONDER LAKE, IL 60097	WL2 0060 Commercial	06/08/2020	\$55,000	\$63.66	PRUDENTIAL REALITY	864 1965	
09-07-458-055 7510-7514 HANCOCK DR WONDER LAKE, IL 60097	WL2 0060 Commercial	09/20/2019	\$130,000	\$37.81	1 STY COMMERCIAL BUILDING	3,438 1946	
09-09-451-007 5310 BUSINESS PKWY RINGWOOD, IL 60072	IND/BUS PARK 0060 Commercial	08/12/2019	\$83,000	\$0.00		0 0	
09-13-276-051 2117 W CHURCH ST JOHNSBURG, IL 60051	JA 0060 Commercial	05/22/2020 (Excluded)	\$750,000	\$0.00		0 0	
09-13-276-051 2117 W CHURCH ST JOHNSBURG, IL 60051	JA 0060 Commercial	06/22/2020 (Excluded)	\$31,116	\$0.00		0 0	




Sales Report

Parcel Information	Neighborhood/ Property Class	Sale Date	Sale Amount	Sales/Sqft	Model Name	Bldg. Sqft. / Year Built	Photo
09-13-276-052 JOHNSBURG, IL 60051	JA 0060 Commercial	05/22/2020 (Excluded)	\$750,000	\$0.00		0 0	
09-13-276-052 JOHNSBURG, IL 60051	JA 0060 Commercial	06/22/2020 (Excluded)	\$31,116	\$0.00		0 0	
09-14-300-005 3420 RICHMOND RD JOHNSBURG, IL 60051	RT 31 N 0060 Commercial	11/01/2019	\$975,000	\$82.33	GARRELTS PLUMBING	11,842 1988	
09-23-101-001 3624 DIAMOND DR MCHENRY, IL 60050	Auto Repair 0060 Commercial	07/10/2019	\$2,780,000	\$368.50	FIRESTONE	7,544 2008	
09-25-354-020 2914 ROUTE 120 MCHENRY, IL 60051	RT 120 Main 0060 Commercial	04/23/2020	\$80,000	\$62.70	COMMERCIAL BLDG	1,276 1955	
09-26-126-013 1941 N. ORLEANS ST MCHENRY, IL 60050	APARTMENT COMPLEX (50 or 0050 Comm Res More than 6 Units	12/27/2019	\$20,243,450	\$106.25	Fawn Ridge Apts (208)	190,531 1988	

Sales Report

Parcel Information	Neighborhood/ Property Class	Sale Date	Sale Amount	Sales/Sqft	Model Name	Bldg. Sqft. / Year Built	Photo
09-26-251-028 1800 RICHMOND RD MCHENRY, IL 60050	Fast Food Restaurants 0060 Commercial	11/06/2019	\$1,250,000	\$485.63	POPEYES	2,574 1994	
09-26-308-007 MCHENRY, IL 60050	MC1 0061 COM UNIMPROVED	* 08/08/2019 (Excluded)	\$80,000	\$0.00		0 0	
09-26-308-007 MCHENRY, IL 60050	MC1 0061 COM UNIMPROVED	* 08/12/2019 (Excluded)	\$80,000	\$0.00		0 0	
09-26-308-008 1513 NORTH DR MCHENRY, IL 60050	COM 0060 Commercial	** 08/12/2019	\$80,000	\$43.86	DON HANSENS AUTO SERVICE	1,824 1960	
09-26-308-008 1513 NORTH DR MCHENRY, IL 60050	COM 0060 Commercial	** 08/08/2019	\$80,000	\$43.86	DON HANSENS AUTO SERVICE	1,824 1960	
09-26-354-030 3922 MAIN ST MCHENRY, IL 60050	COM 0060 Commercial	06/05/2020	\$165,000	\$81.52	LAND TECHNOLOGY INC	2,024 1915	

Sales Report

Parcel Information	Neighborhood/ Property Class	Sale Date	Sale Amount	Sales/Sqft	Model Name	Bldg. Sqft. / Year Built	Photo
09-26-355-018 4003 MAIN ST MCHENRY, IL 60050	APARTMENTS (13 and more) 0050 Comm Res More than 6 Units	** 03/19/2020	\$1,200,000	\$150.17	Apartments 24 units	7,991 1963	
09-26-355-021 3912 MAIN ST MCHENRY, IL 60050	COM 0060 Commercial	* 03/19/2020 (Excluded)	\$1,200,000	\$0.00		0 0	
09-26-376-016 3714 MILLSTREAM DR MCHENRY, IL 60050	APARTMENTS (5 TO 12 Units) 0050 Comm Res More than 6 Units	* 03/12/2020 (Excluded)	\$1,465,000	\$317.72	Apartments - 8 units	4,611 1967	
09-26-376-017 3710 MILLSTREAM DR MCHENRY, IL 60050	APARTMENTS (13 and more) 0050 Comm Res More than 6 Units	* 03/12/2020 (Excluded)	\$1,465,000	\$163.50	Apartments - 14 units	8,960 1964	
09-26-408-019 MCHENRY, IL 60050	RT 120 Main 0060 Commercial	* 08/07/2019 (Excluded)	\$450,000	\$0.00		0 0	
09-26-408-029 MCHENRY, IL 60050	RT 120 Main 0060 Commercial	* 08/07/2019 (Excluded)	\$450,000	\$0.00		0 0	

Sales Report

Parcel Information	Neighborhood/ Property Class	Sale Date	Sale Amount	Sales/Sqft	Model Name	Bldg. Sqft. / Year Built	Photo
09-26-408-030 3522 ELM ST MCHENRY, IL 60050	RT 120 Main 0060 Commercial	** 08/07/2019	\$450,000	\$142.36	MOBIL	3,161 1954	
09-26-431-011 1401 RIVERSIDE DR MCHENRY, IL 60050	BUSINESS WITH APARTMENTS 5 0060 Commercial	11/07/2019	\$650,000	\$93.96	TOWN CLUB TAVERN - 2 STY	6,918 1900	
09-26-453-007 3334 ELM ST MCHENRY, IL 60050	RT 120 Main 0060 Commercial	07/03/2019	\$135,000	\$55.92	MCHENRY VINTAGE CORNER	2,414 1900	
09-26-454-007 1257 GREEN ST MCHENRY, IL 60050	COM 0060 Commercial	05/04/2020	\$163,000	\$38.81	COMMERCIAL w/APT	4,200 1912	
09-26-456-012 3421 W ELM ST MCHENRY, IL 60050	RT 120 Main 0060 Commercial	02/24/2020 (Excluded)	\$300,000	\$91.30	COMMERCIAL / APT ABOVE	3,286 1900	
09-27-407-017 4401 ELM ST MCHENRY, IL 60050	Fast Food Restaurants 0060 Commercial	03/16/2020 (Excluded)	\$410,000	\$176.57	PIZZA HUT	2,322 1975	







Sales Report

Parcel Information	Neighborhood/ Property Class	Sale Date	Sale Amount	Sales/Sqft	Model Name	Bldg. Sqft. / Year Built	Photo
09-27-407-024 4503 ROUTE 120 MCHENRY, IL 60050	Fast Food Restaurants 0060 Commercial	* 02/05/2020 (Excluded)	\$1,575,822	\$667.44	KFC	2,361 1997	
09-27-407-024 4503 ROUTE 120 MCHENRY, IL 60050	Fast Food Restaurants 0060 Commercial	** 05/01/2020	\$1,583,000	\$670.48	KFC	2,361 1997	
09-27-407-025 MCHENRY, IL 60050	RT 120 Main 0060 Commercial	* 05/01/2020 (Excluded)	\$1,583,000	\$0.00		0 0	
09-27-407-025 MCHENRY, IL 60050	RT 120 Main 0060 Commercial	** 02/05/2020	\$1,575,822	\$642.14		0 0	
09-27-407-032 4305 ELM ST MCHENRY, IL 60050	Fast Food Restaurants 0060 Commercial	11/26/2019 (Excluded)	\$1,482,000	\$786.62	STARBUCKS	1,884 1997	
09-28-400-005 5101 ROUTE 120 MCHENRY, IL 60050	RT 120 Main 0060 Commercial	06/03/2019	\$0	\$0.00	LINCHPIN FINANCIAL GROUP	1,380 1953	

Sales Report

Parcel Information	Neighborhood/ Property Class	Sale Date	Sale Amount	Sales/Sqft	Model Name	Bldg. Sqft. / Year Built	Photo
09-34-205-004 4302 W. CRYSTAL LAKE RD UNIT MCHENRY, IL 60050	BV1 Commercial 0070 Commercial Office	02/25/2020	\$45,000	\$39.54	1 STY	1,138 1979	
09-34-205-005 4302 CRYSTAL LAKE RD MCHENRY, IL 60050	BV1 Commercial 0070 Commercial Office	10/15/2019 (Excluded)	\$30,000	\$32.05	1 STY	936 1979	
09-34-205-012 4306D CRYSTAL LAKE RD MCHENRY, IL 60050	BV1 Commercial 0070 Commercial Office	06/14/2019 (Excluded)	\$84,200	\$44.98	1 STY	1,872 1979	
09-35-102-002 921,925 & 929 FRONT ST MCHENRY, IL 60050	RT 31 S 0060 Commercial	** 05/01/2020	\$350,000	\$80.13	2 STY	4,368 1928	
09-35-105-025 804 FRONT ST MCHENRY, IL 60050	RT 31 S 0070 Commercial Office	08/19/2019 (Excluded)	\$335,000	\$57.52	1 STY	5,824 1976	
09-35-151-014 805 FRONT ST MCHENRY, IL 60050	COM 0070 Commercial Office	* 06/03/2019 (Excluded)	\$140,000	\$76.25	REESE INVESTMENT GROUP	1,836 1975	

Sales Report

Parcel Information	Neighborhood/ Property Class	Sale Date	Sale Amount	Sales/Sqft	Model Name	Bldg. Sqft. / Year Built	Photo
09-35-152-024 4010 OAK AVE MCHENRY, IL 60050	APARTMENTS (5 TO 12 Units) 0050 Comm Res More than 6 Units	* 07/26/2019 (Excluded)	\$1,800,000	\$243.51	Apartments - 6 units	7,392 1994	
09-35-153-021 4009 OAK AVE MCHENRY, IL 60050	APARTMENTS (5 TO 12 Units) 0050 Comm Res More than 6 Units	* 07/26/2019 (Excluded)	\$1,800,000	\$243.51	Apartments - 6 units	7,392 1995	
09-35-153-022 4019 OAK AVE MCHENRY, IL 60050	APARTMENTS (5 TO 12 Units) 0050 Comm Res More than 6 Units	** 07/26/2019	\$1,800,000	\$243.51	Apartments - 6 units	7,392 1994	
09-35-154-002 4017 LILLIAN ST 12 APTS MCHENRY, IL 60050	APARTMENTS (5 TO 12 Units) 0050 Comm Res More than 6 Units	** 08/13/2019	\$975,000	\$64.90	Apartments - 12 units	15,022 2001	
09-35-302-035 406-412 FRONT ST MCHENRY, IL 60050	RT 31 S 0070 Commercial Office	05/27/2020 (Excluded)	\$2,000,000	\$86.93	NORTHERN IL ORTHOPEDICS	23,006 2005	
09-35-351-003 213 FRONT ST MCHENRY, IL 60050	RT 31 S 0070 Commercial Office	12/04/2019	\$5,500,000	\$246.68	NORTHWESTERN MEDICINE	22,296 1998	


Sales Report

Parcel Information	Neighborhood/ Property Class	Sale Date	Sale Amount	Sales/Sqft	Model Name	Bldg. Sqft. / Year Built	Photo
09-36-126-010 1101 ADAMS DR MCHENRY, IL 60051	Fast Food Restaurants 0060 Commercial	11/08/2019	\$2,440,000	\$544.28	Culvers Restaurant	4,483 2000	
09-36-200-018 2350 W ROUTE 120 MCHENRY, IL 60051	RT 120 Main 0060 Commercial	02/20/2020 (Excluded)	\$300,000	\$75.00	CAPTAIN RODS	4,000 1979	
10-06-255-003 5719 WEATHERSTONE WAY MCHENRY, IL 60050	HCC 0060 Commercial	04/03/2020 (Excluded)	\$110,000	\$53.82	WAREHOUSE	2,044 2005	
10-17-127-006 614 BALD KNOB RD JOHNSBURG, IL 60051	COMQ 0060 Commercial	** 12/31/2019	\$895,000	\$1,639.19	Bldg A - 1 STY	546 1913	
10-17-127-008 JOHNSBURG, IL 60051	COMQ 0060 Commercial	* 12/31/2019 (Excluded)	\$895,000	\$0.00	SHED not assessed	0 0	
10-17-202-002 605 BALD KNOB RD MCHENRY, IL 60051	MARINA 0060 Commercial	* 01/14/2020 (Excluded)	\$3,098,180	\$134.06	STORAGE BLDG #1	23,110 1988	

Sales Report

Parcel Information	Neighborhood/ Property Class	Sale Date	Sale Amount	Sales/Sqft	Model Name	Bldg. Sqft. / Year Built	Photo
10-17-202-003 605 BALD KNOB RD MCHENRY, IL 60051	MARINA 0060 Commercial	* 01/14/2020 (Excluded)	\$3,098,180	\$0.00		0 0	
10-17-202-004 515 BALD KNOB RD MCHENRY, IL 60051	MARINA 0060 Commercial	** 01/14/2020	\$3,098,180	\$69.42	STORAGE BLDG #2 /OFFICE/ SALES	44,632 1994	
10-30-300-013 1510 CHAPEL HILL RD MCHENRY, IL 60051	Rural Sites 0060 Commercial	12/27/2019	\$500,000	\$112.11	CONCESSION STAND	4,460 1950	
10-31-151-022 1903 ROUTE 120 MCHENRY, IL 60051	COM 0060 Commercial	09/13/2019	\$2,800,000	\$641.03	Pole Bldg #1	4,368 1977	
10-31-151-023 1903 ROUTE 120 MCHENRY, IL 60051	COM 0060 Commercial	09/13/2019	\$2,800,000	\$135.71	VESTERGAARD	20,632 2012	
10-31-177-016 1709 ROUTE 120 MCHENRY, IL 60051	Sit Down Restaurants 0060 Commercial	12/31/2019 (Excluded)	\$500,000	\$179.08	1 Sty Brick Restaurant	2,792 2001	

Sales Report

Parcel Information	Neighborhood/ Property Class	Sale Date	Sale Amount	Sales/Sqft	Model Name	Bldg. Sqft. / Year Built	Photo
10-32-485-027 115 RAND RD LAKEMOOR, IL 60051	LL 0060 Commercial	03/11/2020	\$116,000	\$0.00		0 0	
10-32-485-030 137 RAND RD MCHENRY, IL 60051	COM 0060 Commercial	01/16/2020	\$190,000	\$42.79	2 STY FRM - APTS/RETAIL	4,440 1932	

Summary Statistics

Total Number of Sales:	62	Total Sales Amount:	\$79,646,066
Average Sales Amount:	\$1,284,613	Average Sales/Sqft:	\$170.33
Highest Sale Amount:	\$20,243,450	Highest Sales/Sqft:	\$1,639.19
Lowest Sale Amount:	\$0	Lowest Sales/Sqft:	\$0.00
Median Sale Amount:	\$500,000	Median Sales/Sqft:	\$75.62
Standard Deviation:	2,678,123		